



→ Passenger lift for Multi Passenger Vehicles, minibuses and ambulances

## DH-PH1.03 • 300 kg



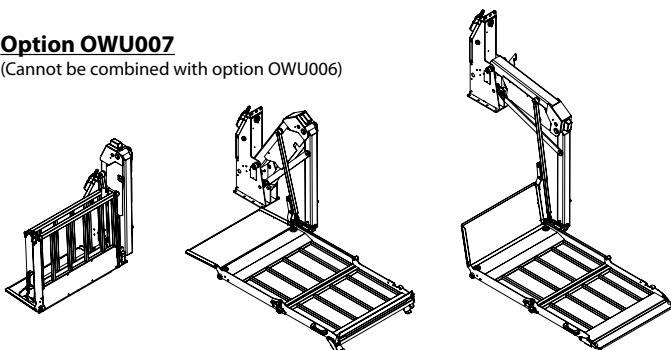
The DH-PH1 is a **linear 1-arm lift**, suitable for mounting inside the rear or side doors of a wide range of Multi Passenger Vehicles, minibuses and ambulance vehicles.

In its standard configuration, the DH-PH1 has its travel position just inside the doors of the vehicle. As an option, it can be equipped with an **articulated frame**, that allows to stow the platform against the side of the body, keeping the access through the vehicle doors completely free.

The DH-PH1 can be mounted at the rear doors or at the side door; at the left or right side in the door aperture.

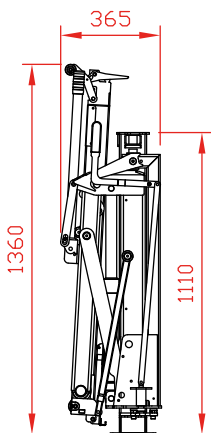
### **Option OWU007**

(Cannot be combined with option OWU006)

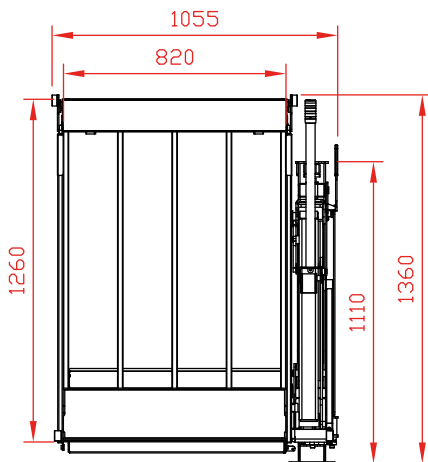


# Step-in model, easy to use and flexible

OWU006 in travel position  
mounted right side



OWU006 in work position  
mounted right side



## Lift capacity

## Weights [see pg. 15]

## Fitting dimensions

CAP		Standard	OWU006	ARM	600	700
300 kg	1260 mm	123 kg	139 kg	K max.	700	950

## Technical specifications

Lift frame	<ul style="list-style-type: none"> <li>• 1 lift arm</li> <li>• Standard = fixed frame: the closed platform stands in the door aperture</li> <li>• Option OWU006 = articulated frame: the platform can be stowed in a travel position against the side of body</li> </ul>
Cylinders	1 lift cylinder
Type of ride [see pg. 8-9]	Flat platform, level ride
Platform details	<ul style="list-style-type: none"> <li>• Reinforced platform in meshed steel</li> <li>• Automatic roll-stop at the rear edge of the platform</li> <li>• Automatic bridge plate and toe-guard at the front edge of the platform</li> </ul>
Safety rails	1, folding automatically
Standard platform depths	1080 - 1170 - 1260 mm Other depths on request (OWP002.L)
Standard platform widths	820 standard / 720 optional (OWP002.W)
Standard control unit [see pg. 10]	OAE001
Standard finish of the lift frame	Protection PLUS [OAT102]